


## Passive Distributor AUX

### Connections for 1/2 x AUX profile cables

- to M12 power cable socket, T-coded
- to M12 power cable plug, T-coded
- to M16 power cable plug, straight, 3 poles
- to M12 cable sockets, straight, 4 poles
- to M12 cable socket, straight, 5 poles
- to connecting wires
- to 4 x spring type terminals
- as profile cable branch

optionally with self-resetting fuses or slow-blow fuses



(figure similar)



Figure	Type	Flat design, montage in cable duct possible <sup>(1)</sup>	Internal fuse <sup>(2)</sup>	Profile cable connection	Connection <sup>(3)</sup>	Round cable <sup>(4)</sup>	Special function	Protection category	Article no.
	IP67, 19 mm deep	yes, 19 mm deep	8 A slow-blow fuse	1 x AUX	1 x M12 power cable socket, straight, T-coded, 4 poles	1 m	–	IP67	BW3513
	IP67, 19 mm deep	yes, 19 mm deep	1 A, self-resetting	2 x AUX	1 x M12 cable socket, straight, 5 poles	1,0 m	–	IP67	BW3766
	IP67, 19 mm deep	yes, 19 mm deep	1 A, self-resetting	2 x AUX	1 x round cable / connecting wires	3,0 m	–	IP67	BW3381
	IP67, 25 mm deep	yes, 25 mm deep	4 A slow-blow fuse	2 x AUX (galvanically separated)	2 x M8 cable socket, straight, 4 poles	1,5 m	power supply of Beckhoff Ethercat I/O Boxes (EPxxxx)	IP67	BW3763
	IP67, 25 mm deep	yes, 25 mm deep	no	2 x AUX	1 x M16 power cable plug, straight, 3 poles	0,8 m	–	IP67	BW3738
	IP67, 25 mm deep	yes, 25 mm deep	no	2 x AUX	1 x M12 power cable plug, straight, T-coded, 4 poles	1 m	–	IP67	BW3568
	IP20, 29 mm deep	yes, 29 mm deep	no	2 x AUX	4 x spring type terminals	-	–	IP20	BW3348

(1) **Flat design, installation in cable duct possible**

Modules with a flat housing design and with cables which exit the sides make these ideal for installation in cable ducts, cable channels, cable troughs, cable rails or cable trays. Please note the respective housing depth for your particular installation.

(2) **Internal fuse**

**1 A, self-resetting:** The internal protection is realized via self-resetting 1 A fuses for AUX. At each connection  $\leq 1$  A are available.

**4 A slow-blow fuse:** The internal protection is realized via 4 A slow-blow fuses for AUX  $U_S$  and AUX  $U_P$ . At each connection  $\leq 4$  A are available.

**8 A slow-blow fuse:** The internal protection is realized via 8 A slow-blow fuses for AUX. At each connection  $\leq 8$  A are available.

# Passive Distributor AUX, IP67

(3) **Connection:** further connection options are available on request.

spring type terminals 2,5 mm <sup>2</sup>	profile cable branch

M12 cable socket, angled	M12 cable socket, straight	M8 cable socket, straight	round cable / connecting wires	profile cable branch
PUR line: oil resistant				

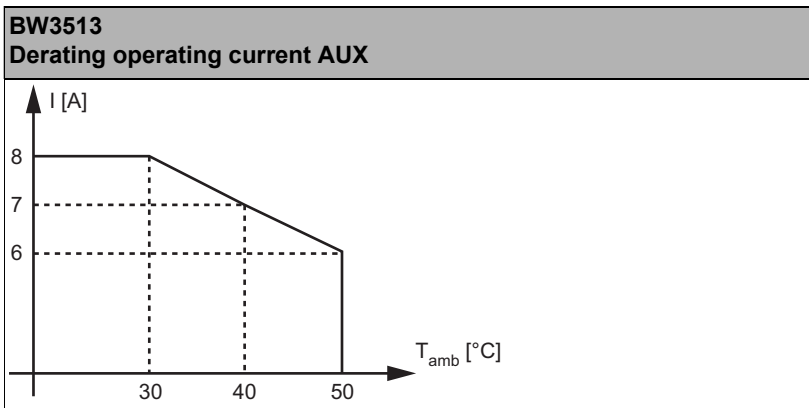
M12 power cable socket, straight, T-coded	M12 power cable plug, straight, T-coded

M16 power cable plug, straight

(4) **Cable:** other cable lengths are available on request.

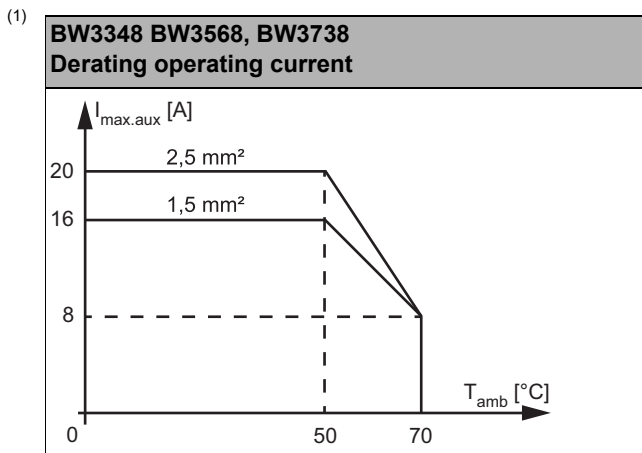
<b>Article No.</b>		<b>BW3513</b>
<b>Connection</b>		
Profile cable connection	1x AUX profile cable and piercing technology	
Connection	M12 power cable socket, straight, T-coded, 4 poles	
Round cable	1 m max. allowed tensile strain 10 N	
Operating voltage	10 ... 32 V <sub>DC</sub> PELV	
Operating current	up to +30 °C	≤8 A per M12 connection <sup>(1)</sup>
	at +40 °C	≤7 A per M12 connection <sup>(1)</sup>
	at +50 °C	≤6 A per M12 connection <sup>(1)</sup>
Internal fuse	1 x 8 A slow-blow fuse for AUX	
<b>Display</b>		
LED AUX1 (green)	on: AUX voltage at M12 connection 1 O.K.	
LED AUX (green)	on: AUX voltage at profile cable O.K.	
<b>Environment</b>		
Applied standards	EN 60529 EN 61000-6-2 EN 61000-6-3	
Operating altitude	max. 2000 m	
Ambient temperature	-30 °C ... +50 °C <sup>(1) (2)</sup>	
Storage temperature	-25 °C ... +85 °C	
Housing	plastic, for screw mounting, suitable for cable ducts (depth ≥19 mm)	
Pollution Degree	2	
Protection category	IP67	
Maximum tolerable shock and vibration stress	≤15g, T≤11 ms 10 ... 55 Hz, 0,5 mm amplitude	
Insulation voltage	≥500 V	
Weight	75 g	
Dimensions (W / H / D) in mm	60 / 45 / 19	

(1)



(2) Down to -25 °C with flexibly mounted cable, -30 °C only with fixed mounted cable.

Article No.	BW3348		BW3568	BW3738
<b>Connection</b>				
Profile cable connection	2 x AUX profile cable and piercing technology			
Connection	4 x spring type terminals; max. wire section 2,5 mm <sup>2</sup> /AWG14	1 x M12 power cable plug, straight, T coded, 4 poles	1 x M16 power cable plug, staright, 3 poles	
Round cable	–	1 m	0,8 m	
	max. allowed tensile strain 10 N			
Operating voltage	10 ... 32 V <sub>DC</sub> PELV			
Operating current	up to +50 °C	profile cable and piercing: ≤16 A with 1,5 mm <sup>2</sup> wire section <sup>(1)</sup> ≤20 A with 2,5 mm <sup>2</sup> wire section <sup>(1)</sup>		
		≤16 A with 1,5 mm <sup>2</sup> wire section <sup>(1)</sup> ≤20 A with 2,5 mm <sup>2</sup> wire section <sup>(1)</sup> for each terminal	≤16 A with 1,5 mm <sup>2</sup> wire section <sup>(1)</sup> ≤20 A with 2,5 mm <sup>2</sup> wire section <sup>(1)</sup> for each M12 connection	≤16 A with 1,5 mm <sup>2</sup> wire section <sup>(1)</sup> ≤20 A with 2,5 mm <sup>2</sup> wire section <sup>(1)</sup> for each M16 connection
	at +70 °C	profile cable and piercing: ≤8 A <sup>(1)</sup>		
		≤8 A <sup>(1)</sup> for each terminal	≤8 A <sup>(1)</sup> for each M12 connection	≤8 A <sup>(1)</sup> for each M16 connection
Internal fuse	–			
<b>Environment</b>				
Applied standards	EN 60529 EN 61000-6-2 EN 61000-6-3			
Operating altitude	max. 2000 m			
Ambient temperature	-30 °C ... +70 °C <sup>(1)</sup> , no condensation permitted	-30 °C ... +70 °C <sup>(1) (2)</sup>		
Storage temperature	-25 °C ... +85 °C			
Housing	plastic, for screw mounting, suitable for cable ducts (depth ≥29 mm)	plastic, for screw mounting, suitable for cable ducts (depth ≥25 mm)		
Pollution Degree	2			
Protection category	IP20	IP67		
Maximum tolerable shock and vibration stress	≤15g, T≤11 ms 10 ... 55 Hz, 0,5 mm Amplitude			
Insulation voltage	≥500 V			
Weight	75 g			
Dimensions (W / H / D) in mm	60 / 45 / 29	60 / 45 / 25		



<sup>(2)</sup> Down to -25 °C with flexibly mounted cable, -30 °C only with fixed mounted cable.

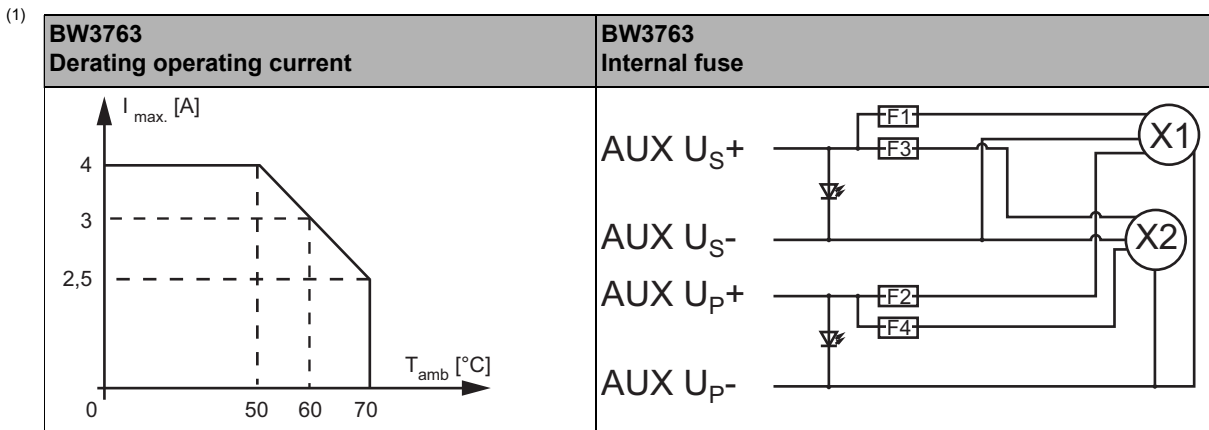
Article No.	BW3381		BW3766
<b>Connection</b>			
Profile cable connection	2 x AUX profile cable and piercing technology		
Connection	1 x round cable / connecting wires	1 x M12 cable socket, straight, 5 poles	
Round cable	3 m	1 m	
	max. allowed tensile strain 10 N		
Operating voltage	10 ... 32 V <sub>DC</sub> PELV		
Operating current	profile cable and piercing technology: ≤8 A		
	≤1 A for each round cable / connecting wires	≤1 A for each M12 connection	
Internal fuse	1 x 1 A self-resetting fuse for AUX for each round cable / connecting wires	1 x 1 A self-resetting fuse for AUX for each M12 connection	
<b>Display</b>			
LED AUX1 (green)	on: AUX voltage at connection 1 O.K.		
LED AUX (green)	on: AUX voltage at profile cable O.K.		
<b>Environment</b>			
Applied standards	EN 60529 EN 61000-6-2 EN 61000-6-3		
Operating altitude	max. 2000 m		
Ambient temperature	-30 °C ... +55 °C <sup>(1)</sup>		
Storage temperature	-25 °C ... +85 °C		
Housing	plastic, for screw mounting, suitable for cable ducts (depth ≥19 mm)		
Pollution Degree	2		
Protection category	IP67 <sup>(2)</sup>		
Maximum tolerable shock and vibration stress	≤15g, T≤11 ms 10 ... 55 Hz, 0,5 mm amplitude		
Insulation voltage	≥500 V		
Weight	75 g		
Dimensions (W / H / D) in mm	60 / 45 / 19		

(1) Down to -25 °C with flexibly mounted cable, -30 °C only with fixed mounted cable.

(2) Protection category IP67 can only be achieved, if also the cable connector fulfills IP67.

Article No.	BW3763	
<b>Connection</b>		
Profile cable connection	2 x AUX (galvanically separated) profile cable and piercing technology	
Connection	2 x M8 cable sockets, straight, 4 poles	
Round cable	1,5 m	
	max. allowed tensile strain 10 N	
Operating voltage	10 ... 32 V <sub>DC</sub> PELV	
Operating current	up to +50 °C	4 A per fuse <sup>(1)</sup>
	at +60 °C	3 A per fuse <sup>(1)</sup>
	at +70 °C	2,5 A per fuse <sup>(1)</sup>
Internal fuse	2 x 4 A slow-blow fuse for AUX U <sub>S</sub> and AUX U <sub>P</sub> for each M8 connection	
<b>Display</b>		
LED AUX US (green)	on: AUX voltage at profile cable U <sub>S</sub> O.K.	
LED AUX UP (green)	on: AUX voltage at profile cable U <sub>P</sub> O.K.	

<b>Article No.</b>	<b>BW3763</b>
<b>Environment</b>	
Applied standards	EN 60529 EN 61000-6-2 EN 61000-6-3
Operating altitude	max. 2000 m
Ambient temperature	-30 °C ... +70 °C <sup>(1) (2)</sup>
Storage temperature	-25 °C ... +85 °C
Housing	plastic, for screw mounting, suitable for cable ducts (depth ≥25 mm)
Pollution Degree	2
Protection category	IP67
Maximum tolerable shock and vibration stress	≤15g, T≤11 ms 10 ... 55 Hz, 0,5 mm amplitude
Insulation voltage	≥500 V
Weight	75 g
Dimensions (W / H / D) in mm	60 / 45 / 25



(2) Down to -25 °C with flexibly mounted cable, -30 °C only with fixed mounted cable.

	<b>Notice</b>
	<p>After each opening of the module, such as after replacing a fuse, check for proper function and correct placement of the seals.</p> <p>Dirt, damage and/or shifting of the seals can compromise protection of the module against solid particles and liquids so that the specified protection category is no longer guaranteed.</p>

Connections: M8 cable socket, straight						
Article No.	M8 connection	Pin1 (BN)	Pin2 (WH)	Pin3 (BU)	Pin4 (BK)	
BW3763	X1	AUX U <sub>S+</sub>	AUX U <sub>P+</sub>	AUX U <sub>S-</sub>	AUX U <sub>P-</sub>	
	X2	AUX U <sub>S+</sub>	AUX U <sub>P+</sub>	AUX U <sub>S-</sub>	AUX U <sub>P-</sub>	

Connections: M12 power cable socket, T-coded						
Article No.	M12 connection	Pin1 (BN)	Pin2 (WH)	Pin3 (BU)	Pin4 (BK)	
BW3513	X1	AUX+	AUX-	AUX+	AUX-	

Connections: M12 power cable plug, T-coded						
Article No.	M12 connection	Pin1 (BN)	Pin2 (WH)	Pin3 (BU)	Pin4 (BK)	
BW3568	X1 (1)	AUX+	AUX-	AUX+	AUX-	

(1) To use the maximum current  $I_{max}$  all 4 pins must be contacted.

Connections: M12 cable socket, straight/angled						
Article No.	M12 connection	Pin1 (BN)	Pin2 (WH)	Pin3 (BU)	Pin4 (BK)	Pin5 (-)
BW3766	X1	AUX+	n.c.	AUX-	n.c.	n.c.

Connections: M16 power cable plug, straight					
Article No.	M16 connection	Pin1	Pin2	Pin3	
BW3738	X1	AUX+	AUX-	n.c.	

Connections: round cable/connection wires					
Article No.	connection	BN	WH	BU	BK
BW3381	X1	AUX+	-	AUX-	-

# Passive Distributor AUX, IP67

Connections: spring type terminals				
Article No.	X1.1	X1.2	X1.3	X1.4
BW3348	AUX <sub>1</sub> -	AUX <sub>1</sub> +	AUX <sub>2</sub> -	AUX <sub>2</sub> +

Connections: profile cable branch		
Article No.		
BW3348, BW3568		
BW3381, BW3766		

### Accessories:

- Sealing profile IP67 (IDC plug), 60 mm (article no. BW3282)
- ASi profile cable (black) for additional auxiliary power, wire section 1,5 mm<sup>2</sup> (art. no. BW1980, BW2757)
- ASi profile cable (black) for additional auxiliary power, wire section 2,5 mm<sup>2</sup> (art. no. BW3169)