

ASi-5/ASi-3 Sercos Gateway with integrated Safety Monitor

ASi-5 – Great data bandwidth, short cycle times

Compatible with all ASi generations

ASi-5/ASi-3 Sercos Gateway with integrated Safety Monitor

ASi-5 master and ASi-3 master in one device

Safety on Sercos and Safe Link in one device

- up to 456 Devices

Safely monitoring safety drives with Safety on Sercos

2 ASi master, Sercos slave

- switch integrated

Up to 64 release circuits

- up to 6 release circuits SIL 3, cat. 4 on the monitor relays or electronic safe outputs

Safe ASi outputs are supported

- up to 64 independent ASi outputs
Multiple safe ASi outputs possible via a single ASi address

OPC UA server and integrated web server for simplified diagnostics

Selection of Mode of Safe Operation

Significantly improved reaction times

Safe speed and standstill monitoring


Applications up to category 4/PLe/SIL 3

Chip card for storage of configuration data



(figure similar)



Figure	Type	Inputs Safety, expandable to	Outputs Safety, SIL 3, cat. 4	Safety outputs, independent according to SIL 3, expandable to	Safety communication	Number of ASi networks, number of ASi Master ⁽¹⁾	1 power supply, 1 gateway for 2 ASi networks, inexpensive power supplies ⁽²⁾	Diagnostic and configuration interface ⁽³⁾	Art. no.
	Safety, Sercos, ASi-5/A Si-3	max. 62 x 2 channels, max. 1922 in max. configuration	6 release circuits; 6 x electronic safe outputs	max. 64, max. 1984 in max. configuration	Schneider drives via Sercos + Safe Link	2 ASi networks, 2 ASi masters	yes, max. 4 A/ASi network	Ethernet diagnostic	BWU3861

⁽¹⁾ **Number of ASi networks, number of ASi Master**
"Double Master": 2 ASi networks, 2 ASi Masters.

⁽²⁾ **1 power supply, 1 gateway for 2 ASi networks, inexpensive power supplies**
"yes, max. 4 A/ASi network": Cost-effective power for 2 ASi networks with 1 power supply (optionally supply of multiple Single Gateways by 1 power supply). Operation with short cable lengths with standard 24 V power supply possible.

ASi-5/ASi-3 Sercos Gateway with integrated Safety Monitor

⁽³⁾ **Diagnostic and configuration interface**

"Ethernet diagnostic": Access to ASi Master and Safety Monitor with Bihl+Wiedemann software by using the Ethernet diagnostic interface.

The latest version of the device description file of the gateway is available in the "Downloads" section of the respective device.

Article no.	BWU3861
Interface	
Ethernet interface	2 x RJ-45: 100MBaud, 2-Port-Switch, Sercos III
Baud rates	100 MBaud
Card slot	chip card (512 kB) for storage of configuration data
ASi	
ASi specification	ASi-3 + ASi-5
Cycle time	Cycle time ASi-3 (variable): 150 μ s * (number of ASi-3 slaves + 2) Cycle time ASi-5 (constant): 1,27 ms for 384 bits input data + 384 bits output data
Operating voltage	30 V _{DC} (20 ... 31,6 V)
ASi Power24V capability ⁽¹⁾	yes
AUX	
Operating voltage	24 V _{DC} (19,2 ... 28,8 V)
Max current consumption	7,2 A
Display	
LCD	indication of slave addresses and error messages in plain text
LED power (green)	power on
LED Sercos (green)	Sercos communication active
LED config error (red)	configuration error
LED U ASi (green)	ASi voltage o.k.
LED ASi active (green)	ASi normal operation active
LED prg enable (green)	automatic addresses programming enabled
LED prj mode (yellow)	configuration mode active
LED AUX (green)	ASi voltage and auxiliary power applied
LEDs SI1 ... SI6 (yellow)	state of inputs: LED off:open LED on:closed
LEDs SO1 ... SO6 (yellow)	state of inputs: LED off:open LED on:closed
UL-specifications (UL508)	
External protection	an isolated source with a secondary open circuit voltage of ≤ 30 V DC with a 3 A maximum over current protection. Over current protection is not required when a Class 2 source is employed.
In general	UL mark does not provide UL certification for any functional safety rating or aspects of the above devices.
Applied standards	EN 60529 EN 62026-2 EN 61000-6-2 EN 61000-6-4 EN 62061, SIL 3 EN 61508, SIL 3 EN ISO 13849-1, PLe

ASi-5/ASi-3 Sercos Gateway with integrated Safety Monitor

Article no.	BWU3861
Environment	
Operating altitude	2000 m
Ambient temperature	0 °C ... +55 °C
Storage temperature	-25 °C ... +85 °C
Pollution degree	2
Housing	stainless steel, for DIN rail mounting
Protection category	IP20
Tolerable loading referring to humidity	according to EN 61131-2
Maximum tolerable shock and vibration stress	according to EN 61131-2
Voltage of insulation	≥500 V
Weight	800 g
Dimensions (W / H / D in mm)	109 / 120 / 106

(1) ASi Power24V

The device can be operated directly on a 24 V (PELV) power supply. The gateway has been optimized with integrated data coupling coils and adjustable self-resetting fuses for safe use of powerful 24 V power supplies.

Article no.	BWU3861
Safety monitor	
Start delay	<10 ms
Max. turn-off time	<40 ms
Antivalent switches for local inputs	yes
Standstill monitors for local inputs	6 axes up to 50 Hz ⁽¹⁾
Speed monitors for local inputs	3 to 6 axes up to 400 Hz ⁽²⁾
Connection	
Connection	COMBICON
Length of connector cable	unlimited ⁽³⁾
Input	
Inputs Safety, SIL3, cat. 4	3 x 2 channels ⁽⁴⁾
Inputs digital, EDM	up to 6 standard inputs ⁽⁴⁾
Switching current	15 mA (T = 100 µs), continuously 4 mA at 24 V
Power supply	out of AUX
Output	
Number of release circuits on the monitor	6
Outputs	semiconductor output max. contact load: 1,2 A _{DC-13} at 30 V, Σ = 7,2 A in sum ⁽⁵⁾
Power supply (semiconductor outputs)	out of AUX
Test pulse (semiconductor outputs)	if output is on: minimum interval between 2 test pulses: 250 ms; maximum pulse width 1 ms

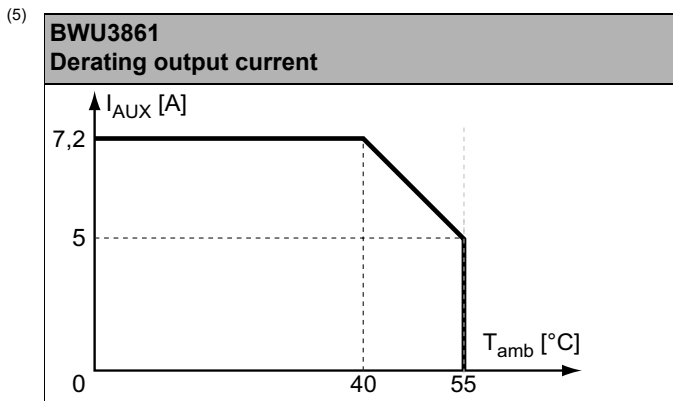
⁽¹⁾ connection at all SI or SO terminals possible.

⁽²⁾ connection only at terminals SO1 ... SO6 configured as standard inputs (see "Variations of terminal configuration for BWU3861")

⁽³⁾ loop resistance ≤150 Ω

⁽⁴⁾ see "Variations of terminal configuration for BWU3861"

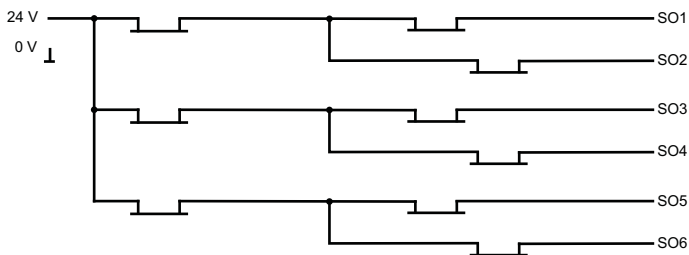
ASi-5/ASi-3 Sercos Gateway with integrated Safety Monitor



Article no.	Operating current		
	master power supply, approx 300 mA out of ASi network	master power supply, max. 300 mA out of ASi circuit 1 (approx. 70 mA ... 300 mA), max. 300 mA out of ASi circuit 2 (approx. 70 mA ... 300 mA); in sum max. 370 mA	Version „1 Gateway, 1 power supply for 2 ASi circuits“, ca. 350 mA (PELV voltage)
BWU3861	–	–	•

	BWU3861
Redundant power supply out of ASi: all fundamental functions of the device remain available even in case of power failure in one of the two ASi networks	–
Current measurement of the ASi circuits	•
Self-resetting adjustable fuses	•
ASi earth fault monitor distinguishes between ASi cable and sensor cable	•
In version „1 gateway, 1 power supply for 2 ASi circuits“: only 1 gateway + 1 ASi power supply is needed for both 2 ASi circuits	•

Safety outputs block diagram BWU3861



ASi-5/ASi-3 Sercos Gateway with integrated Safety Monitor

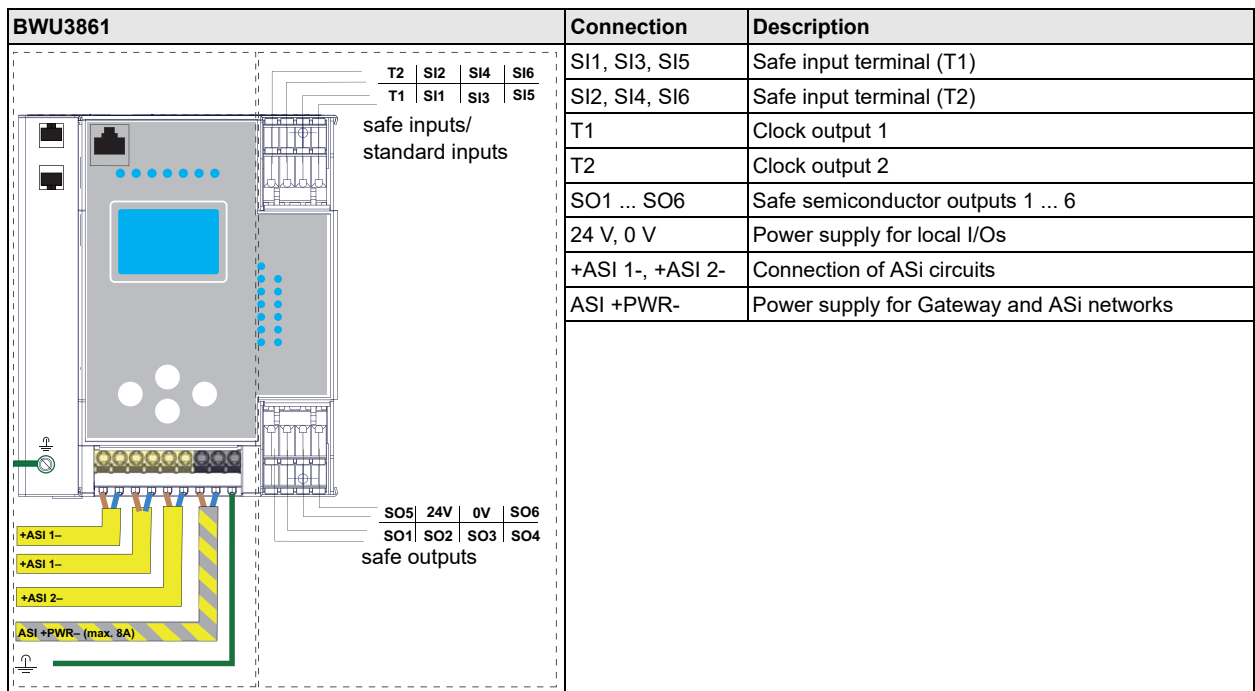
Variations of terminal configuration for BWU3861

Terminal	Safe output	Safe input for mechanical contacts in combination with T1, T2 ⁽¹⁾	Safe antivalent input ⁽¹⁾	Safe electronic input ⁽¹⁾	Standard input ⁽¹⁾
SI1,2	–	•	•	•	•
SI3,4	–	•	•	•	•
SI5,6	–	•	•	•	•
SO1,2 ⁽²⁾	•	•	•	–	•
SO3,4 ⁽²⁾	•	•	•	–	•
SO5,6 ⁽²⁾	•	•	•	–	•

⁽¹⁾ Inputs may only be supplied by the same 24 V source as the device itself.

⁽²⁾ If outputs are configured as inputs, the input current has to be limited by an external element at ≤ 100mA (slow-blow fuse).

Connections: Gateway + Safety Monitor:



Accessories:

- Safe contact expander, 1 or 2 independent channels (art. no. BWU2548 / BWU2539)
- Chip card, memory capacity 512 kB (art. no. BW4055)
- Bihl+Wiedemann Safety Suite - Safety Software for Configuration, Diagnostics and Commissioning (art. no. BW2916)
- Power supplies, e.g.: 30 V power supply, 4 A, 3 phases (art. no. BW1927), 30 V power supply, 8 A, 3 phases (art. no. BW1676) (for further power supply units visit www.bihl-wiedemann.de/en/products/accessories/power-supplies)